

WISHBONE

DESIGN ERIK MUNNIKHOF



SINA DATASHEET

SINA DATASHEET

casala®

UNIQUE BUYING REASONS

- > Wishbone a very extensive table program due to its adaptable frame. It allows almost any shape and size
 - > Wishbone is available with twenty different types of legs, giving a wide choice
 - > Wishbone can be fitted with a connecting leg which allows for more space under the table
- > The table top is supported by four aluminum support bars to ensure the table top remains stable and straight
 - > Many options are available such as modesty panels, cable management, electrification and bridging tops
 - > Knock-down delivery and easy assembly for quick installation

NL

- > Wishbone is een zeer uitgebreid tafelprogramma. Het modulair aanpasbare onderstel kan bijna elke tafelvorm en afmeting dragen
- > Wishbone is verkrijgbaar met twintig verschillende pootvarianten en biedt eindeloos veel mogelijkheden
- > Wishbone kan worden voorzien van een rechte koppelpoot om grotere opstellingen te maken met minder poten en daardoor ontstaat ook meer beenruimte
- > Vier aluminium steunregels zorgen voor een goede ondersteuning en stabilisatie van het tafelblad
- > Vele opties verkrijgbaar zoals frontpanelen, kabelmanagement, elektrificatie en tussenbladen (in de nerfrichting)
- > De tabel wordt gedemonteerd geleverd en is zeer eenvoudig en snel op te bouwen

DE

- > Wishbone ist ein sehr umfangreiches Tischprogramm wegen seinem anpassungsfähigen Gestell. Es ermöglicht fast jede Form und Abmessung
- > Wishbone ist lieferbar mit zwanzig verschiedenen Tischbein-Typen wodurch es eine große Auswahl gibt
- > Wishbone Tischanlagen können auch mit einem Verbindungsbein zwischen 2 Tischplatten montiert werden. Das ergibt mehr Beinfreiheit unter der Tischplatte
- > Die Tischplatte hat ein Untergestell aus 4 Aluminium Zargen und Beinhalterungen. Dadurch steht die Platte sicher und stabil
- > Viele Optionen sind lieferbar wie z.B. Blenden, Kabel-Management, Elektrifizierung und Zwischenplatten
- > Der Tisch wird zerlegt geliefert und ist sehr einfach und schnell aufzubauen


FR

- > Wishbone est une gamme très étendue de tables grâce à son châssis adaptable permettant presque toutes les tailles et formes
- > Wishbone est disponible en 20 différents types de piétement, offrant ainsi un large choix
- > Wishbone peut être équipée d'un pied partagé pour libérer l'espace sous la table
- > Le plateau est soutenu par quatre poutres en aluminium qui garantissent sa stabilité et sa rigidité
- > De nombreuses options sont disponibles, telles que voiles de fond, gestion des câbles, électrification et plateaux intermédiaires
- > Livraison non montée et assemblage facile pour une installation rapide



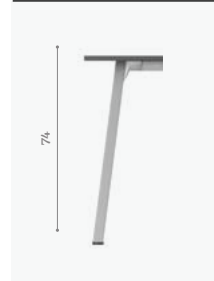
PRODUCT REVIEW

6610/13



Aluminium / Aluminium / Aluminum / Aluminium	9046 gr.
Spaanplaat / Spanplatte / Chipboard /	8640 gr.
Panneau de particules	6012 gr.
Staal / Metall / Steel / Acier	
Totaal / Gesamt / Total / Total	23518 gr.


6620/13



Aluminium / Aluminium / Aluminum / Aluminium	8994 gr.
Spaanplaat / Spanplatte / Chipboard /	8640 gr.
Panneau de particules	7368 gr.
Staal / Metall / Steel / Acier	
Totaal / Gesamt / Total / Total	24822 gr.


PRODUCT REVIEW

6650/13



Spaanplaat / Spanplatte / Chipboard / Panneau de particules	8640 gr.
Staal / Metall / Steel / Acier	8476 gr.
Aluminium / Aluminium / Aluminum / Aluminium	7800 gr.
Totaal / Gesamt / Total / Total	24736 gr.

6660/13



Staal / Metall / Steel / Acier	10148 gr.
Spaanplaat / Spanplatte / Chipboard / Panneau de particules	8640 gr.
Aluminium / Aluminium / Aluminum / Aluminium	7748 gr.
Totaal / Gesamt / Total / Total	26356 gr.

6670/13



Spaanplaat / Spanplatte / Chipboard / Panneau de particules	8640 gr.
Aluminium / Aluminium / Aluminum / Aluminium	7748 gr.
Hout / Holz / Wood / Bois	7176 gr.
Staal / Metall / Steel / Acier	452 gr.
Totaal / Gesamt / Total / Total	23836 gr.

6680/13



Spaanplaat / Spanplatte / Chipboard / Panneau de particules	8640 gr.
Aluminium / Aluminium / Aluminum / Aluminium	7800 gr.
Hout / Holz / Wood / Bois	5668 gr.
Staal / Metall / Steel / Acier	452 gr.
Totaal / Gesamt / Total / Total	22380 gr.

TECHNICAL SPECIFICATIONS WISHBONE

UK

FRAME

- > Aluminum castings ADC 12, bars aluminum extrusion ADC 12
- > Legs: Ø 40 x 2 mm, 40 x 40 x 2 mm, Ø 60 x 2 mm or 60 x 60 x 2 mm, cold rolled steel EN10305-3 chrome quality
- > Legs: Ø 60 mm or Ø 60 x 60 mm, solid beech wood

CONNECTIONS

- > All parts are connected to each other with screws (M6)

FINISH

- > Chromed/matt chromed with a layer thickness of 20 - 25µm or powder coating with a layer thickness of 300µm

GLIDES

- > Standard fitted with plastic glides, felt glides are optional
- > Angled legs are standard fitted with adjustable glides

NL

FRAME

- > Aluminium gietdelen ADC 12, regels aluminium extrusie ADC 12
- > Poten: Ø 40 x 2 mm, 40 x 40 x 2 mm, Ø 60 x 2 mm of 60 x 60 x 2 mm, koudgewalst staal EN10305-3 chroomkwaliteit
- > Poten: Ø 60 mm of Ø 60 x 60 mm, massief beukenhout

BEVESTIGING

- > Alle onderdelen zijn m.b.v. schroeven verbonden (M6)

AFWERKING

- > (Mat)verchromd met een laagdikte van 20µm - 25µm Poedercoating met een laagdikte 300µm

GLIJDERS

- > Standaard voorzien van kunststof glijders, optioneel vilt
- > Schuine poten standaard met verstelbare glijders

DE

GESTELL

- > Aluminium-Gußteile ADC12, Alu-Extrusionsprofile ADC12
- > Metall-Beine: Ø 40x2mm, 40x40x2mm, Ø 60 x 2mm oder 60 x 60 x 2 mm kalt gewalzter Stahl EN10305-3 Verchromungsqualität
- > Holz-Beine: Ø 60mm oder 60x60mm, Buche Massivholz

VERBINDUNG

- > Alle Teile sind miteinander verbindbar mit Schrauben (M6)

OBERFLÄCHE

- > Verchromt, matt verchromt, Stärke 20-25µm oder pulverbeschichtet mit einer Materialstärke von 300µm

GLEITER

- > Standard: ausgestattet mit Kunststoffgleitern, optional sind möglich Filzgleiter
- > Schräge Beine sind serienmäßig ausgestattet mit höhenverstellbaren Kunststoffgleitern

FR

CHÂSSIS

- > Pièces coulées en aluminium ADC12, poutres en aluminium extrudé ADC12
- > Pieds : Ø 40 x 2 mm, 40 x 40 x 2 mm, Ø 60 x 2 mm ou 60 x 60 x 2 mm, acier laminé à froid qualité chrome EN10305-3
- > Pieds: Ø 60 mm ou 60 x 60 mm, hêtre massif

ASSEMBLAGE

- > Tous les éléments sont assemblés avec des vis (M6)

FINITIONS

- > Chrome/Chrome mat : épaisseur de couche 20 - 25µm; époxy: épaisseur de couche 300µm

PATINS

- > Patins plastiques en standard, patins feutrine en option
- > Pieds inclinés dotés de patins ajustables en standard

GENERAL INFO

CASALA CIRCULAR ECONOMY

Casala realizes it is responsible for the environment and the economic and social well-being of our world and considers it important to make a structural contribution. Our objective with regard to Circular Economy is simple: successful corporate social responsibility with focus on a sustainable world. During the design phase we determine the products and materials and examine their impact and behaviour in the product chain. These choices are the basis of adequate management of products and materials. For many years Casala has been working with raw materials that mainly originated in Western Europe. The required transport kilometers are thus kept to a minimum. This contributes to the lowest possible CO-2 emissions.

Chairs are frequently discarded after use and seen as waste. This is unnecessary, as the parts are often not at the end of their life cycle. Therefore Casala chooses to refurbish various items from our product range and offers CE guarantee on multiple programs.

When purchasing new furniture, you decide in consultation with Casala whether you want to make use of the CE guarantee. Casala CE comes with an official certificate. The moment you want to replace the furniture, you can return this CE certificate. Every CE-certified product will receive a cash refund, a nice start for the purchase of new furniture. This contributes to a more sustainable world, the foundation of Circular Economy.

Result: a chair with the same quality and warranty conditions as a new chair

CASALA MAINTENANCE

You can find the general maintenance manual at:

www.casala.com/maintenance

CASALA GUARANTY

Casala guarantees that delivered products retain their functional properties for a period of 5 years. The warranty period commences on the date of delivery and is not interrupted, impeded or renewed when a warranty service has been

provided. We can handle complaints quickly when you send a clear description together with photos, the model number, the order number and the date of manufacture to Casala. You can find this information on the production sticker under the chair or table.

See further additional warranty conditions.

CASALA CERTIFICATION

Casala continually strives to reduce the environmental impact in the development of our products. During development, care is taken to make responsible use of raw materials and production techniques. For many years Casala has been working with dedicated suppliers and producers conformed to the ISO14001 standard. This standard is used worldwide to start and assess environmental management systems.

Thanks to the established quality requirements and control of production processes, Casala's contract furniture guarantees excellent quality, long life span and durability.

CONTACT

Casala
Meubelen Nederland bv
 Rolweg 10
 4104 AVCulemborg
 The Netherlands
 +31 (0)345 51 73 88
info@casala.com

Palau
 Cruquiusweg 111M
 1019AG Amsterdam
 The Netherlands
 T +31 (0)20 463 39 80
info@palau.nl

Casala
Objektmöbel GmbH
 Magirusstraße 16
 31867 Lauenau
 Germany
 +49 (0)5043 71 0
casala@casala.com

Casala Ltd
 2 Sycamore Street
 Clerkenwell, EC1Y 0SF
 London
 United Kingdom
 +44 (0)1256 46 88 66
sales@casala.com

Casala S.à.r.l.
 54 rue du 19 Janvier
 92380 Garches
 France
 +33 (0)1 47 10 02 22
contact@casala.com

WWW.CASALA.COM

casala®