

BLENDER

DELPHIN DESIGN



casala®

DESIGN LINKED TO FUNCTIONALITY

Casala specialises in the production of stylish contract furniture that excels in both design and functionality. "Design linked to Functionality" is deeply rooted within our DNA and plays a major role in the design process. We work together with leading designers in our industry. More than hundred years of experience in furniture guarantees that Casala furniture offers a lot of comfort and ease of use in addition to high quality.

casala®

DELPHIN DESIGN

Delphin Design is founded in 1992 by Dirk Loff and Thomas Wagner. They jointly studied industrial design at the Kunsthochschule Berlin-Weißensee. In their studio's in Berlin and Köllmichen they develop products for the furniture industry, the sanitary sector as well as the household goods and electrical industries for companies and private individuals. The quality of their work, which has received many awards, is aimed at achieving optimum functionality, economical production and long-standing aesthetics.



NL

Delphin Design is in 1992 opgericht door Dirk Loff en Thomas Wagner. Zij studeerden gemeenschappelijk industrieel ontwerp aan de Kunsthochschule Berlin-Weißensee. In hun studio's in Berlijn en Köllmichen ontwikkelen zij producten voor de meubelindustrie, de sanitairbranche en de huishoudelijke- en elektrotechnische industrie voor bedrijven en particulieren. De kwaliteit van hun werk, dat vele onderscheidingen heeft gekregen, is gericht op optimale functionaliteit, economische productie en duurzame esthetiek.

DE

Delphin Design wurde 1992 von Dirk Loff und Thomas Wagner gegründet. Sie studierten gemeinsam Industriedesign an der Kunsthochschule Berlin-Weißensee. In ihren Studios in Berlin und Köllmichen entwickeln sie Produkte für die Möbelindustrie, den Sanitärbereich sowie die Haushaltswaren- und Elektroindustrie für Unternehmen und Privatpersonen. Die vielfach ausgezeichnete Qualität ihrer Arbeit orientiert sich an einer optimalen Funktionalität, einer wirtschaftlichen Herstellung und einer langlebigen Ästhetik.

FR

Delphin Design a été fondé en 1992 par Dirk Loff et Thomas Wagner. Ils ont étudié ensemble le design industriel à la Kunsthochschule Berlin-Weißensee. Dans leurs studios à Berlin et à Köllmichen, ils développent des produits pour l'industrie du meuble, le secteur sanitaire ainsi que le secteur domestique et électrique pour les entreprises et les particuliers. La qualité de leur travail, récompensée par de nombreux prix, est basée sur une fonctionnalité optimale et une esthétique durable.

BLENDER MODULAR TABLE

Blender is a unique, multi-purpose table that you can easily transform from a standing table to a conference or lounge table. All of this is achieved without tools! This is handy if it is necessary to change the setting from a reception to a dinner or a lounge situation in a relatively short time.



NL
Blender is een unieke multi-inzetbare tafel die je eenvoudig van statafel naar vergader- of loungetafel transformeert. En dat alles zonder gereedschap! Handig als er in relatief korte tijd van receptie naar diner of lounge setting dient te worden omgeschakeld.

DE
Blender ist ein einzigartiger Mehrzweck-tisch, den Sie ganz einfach von einem Stehtisch in einen Konferenz- oder Loungetisch verwandeln können. Und das alles ganz ohne Werkzeug! Das ist praktisch, wenn Sie die Umgebung in kurzer Zeit von einem Empfang zu einem Abendessen oder zu einem Lounge-Bereich verändern möchten.

FR
Blender est une table polyvalente unique qui permet de transformer facilement un mange-debout en une table classique ou une table basse. Tout cela se fait sans outils ! Une solution vraiment pratique quand il est nécessaire de passer d'un agencement réception à un dîner assis ou à une ambiance lounge dans un délai court.

PRODUCTS
BLENDER I+II, AXA FOLDING CHAIR



PRODUCTS
BLENDER I, COBRA CHAIR, COBRA BARSTOOL

NL
Blender wordt eenvoudig opgesteld door de kolom in de voetplaat te bevestigen middels een draaibeweging. Vervolgens wordt het tafelblad onder een hoek op de kolom geplaatst, zo eenvoudig is het! De tafel wordt gefixeerd door het tafelblad horizontaal vast te klikken aan de kolom.

DE
Blender lässt sich leicht aufstellen, indem die Säule mit einer Drehbewegung an der Grundplatte befestigt wird. Die Tischplatte wird dann schräg auf die Säule aufgesetzt, so einfach ist das! Der Tisch wird fixiert, indem die Tischplatte waagrecht auf die Säule geklickt wird.

FR
Blender s'installe facilement en fixant la colonne à l'embase grâce à un mouvement de rotation. Le plateau peut ensuite être installé sur la colonne en position inclinée. C'est aussi simple que cela ! Pour finir, il suffit de rabattre et clipser le plateau horizontalement sur la colonne.

BLENDER TWIST + CLICK



Blender is easily set up by attaching the column to the base plate using a twisting movement. The table top is then placed on the column at an angle, it's as simple as that! The table is fixed by clicking the tabletop horizontally onto the column.

BLENDER IS
CHANGED
EASILY FROM
A STANDING
TABLE TO
A CONFERENCE
TABLE
OR A LOUNGE
TABLE WITHOUT
THE USE OF
ANY TOOLS.



CABLE MANAGEMENT

Thanks to the cut-out in the column and the linking mechanism in the table top, Blender is suitable for cable management. Handy for charging devices in the meantime. With Blender II, it is even possible to fit a built-in electrification unit in the center of the tabletop. This unit can fit your requirements with power supply, USB and network connections, amongst the options available.



NL Dankzij de uitsparing in de kolom en het koppellement aan het tafelblad, is Blender geschikt voor kabelmanagement. Handig om apparaten tussentijds op te laden. Bij Blender II is het zelfs mogelijk om een inbouw elektrificatie-unit te monteren in het hart van het tafelblad. Deze unit is geheel naar wens in te vullen met o.a. stroomtoevoer, usb- en netwerkaansluitingen.

DE Blender ist durch die Aussparung in der Säule und das Verkettungselement an der Tischplatte für die Kabelführung geeignet. Praktisch, um Geräte zwischendurch zu laden. Mit Blender II ist es sogar möglich, eine eingebaute Elektrifizierungseinheit in der Mitte der Tischplatte zu installieren. Dieses Gerät kann je nach Bedarf u. a. mit Stromversorgung, USB- und Netzwerkan schlüssen ausgestattet werden.



FR Grâce à l'encoche dans la colonne et au système de fixation du plateau, Blender facilite la gestion des câbles, ce qui est très pratique si on souhaite brancher des appareils. Avec Blender II, il est même possible d'installer un boîtier électrique au centre du plateau. Ce boîtier peut répondre, notamment, à des besoins d'alimentation électrique et de connexions USB et réseau.



The Blender tabletop, column and base can be transported separately and stored compactly. Casala offers various customised solutions for this.



FINISHES & OPTIONS

Blender modular table is available in several sizes, materials and finishes with round or square legs.

chrome & powder coatings




















silk gloss coating		soft touch coating		fine texture coating	
	Light grey SG11		Black soft touch SFT01		Black FT11
	Aluminium Grey SG12		White soft touch SFT02		White FT12
	Black SG15				Olive green FT16
	Traffic white SG16				Soft pink FT23
	Tenor grey SG17				Sharkskin grey FT17
	Traffic grey SG20				Soft ivory FT18
	Silver grey SG21				Midnight blue FT19
					chrome
					mat chrome
					Dusty grey FT20

table tops & edges

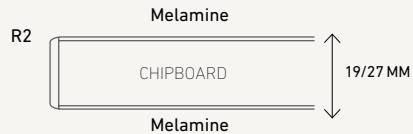
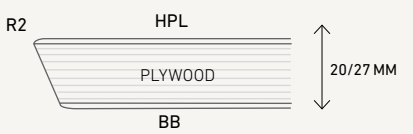
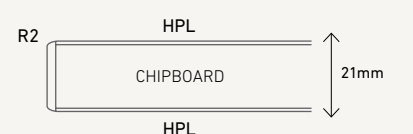
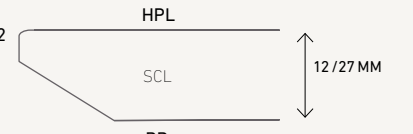














<p>Edge C</p>  <p>Tabletop: 18 mm chipboard Finish: 0,4 mm melamine in standard colours Edge: 2 mm ABS in standard colours or in plywood look</p>	<p>Edge F</p>  <p>Tabletop: 18 / 25 mm plywood Finish: 0,9 mm HPL in standard colours Edge: plywood bevel shaped</p>
<p>Edge C</p>  <p>Tabletop: 22 mm chipboard Finish: 0,9 mm HPL on both sides in standard colours Edge: 2 mm ABS in standard colours or in plywood look</p>	<p>Edge H</p>  <p>Tabletop: 25 mm MDF Finish: 0,9 mm HPL in standard colours Edge: 2 mm ABS in standard colours or in plywood look</p>

table top finishes

Melamine & HPL			Fenix NTM	
	1. White U11026		5. Talinn Beech R24053	
	2. Light grey U12188		6. Lindberg Oak R20021	
	3. Platinum Grey U12115		7. Salisbury Elm grey R37017	
	4. Anthracite U12290		8. Chestnut R38000	
				
				

Linked table tops in configurations are not supplied with a continuous decor as standard. Continuous decor is possible, price on request.

Melamine & HPL info

1. White U11026* Structure: VV Brand: Pfeleiderer Reflection value: 0,88 Matching Laser edge	5. Talinn Beech R24053* Structure: NW Brand: Pfeleiderer Reflection value: 0,59 Matching Laser edge
2. Light grey U12188* Structure: SD Brand: Pfeleiderer Reflection value: 0,28 Matching Laser edge	6. Lindberg Oak* R20021** Structure: NW Brand: Pfeleiderer Reflection value: 0,45 Matching Laser edge
3. Platinum Grey U12115* Structure: SD Brand: Pfeleiderer Reflection value: 0,28 Matching Laser edge	7. Salisbury Elm grey R37017 Structure: NW Brand: Pfeleiderer Reflection value: 0,19 Matching Laser edge
4. Anthracite U12290* Structure: SD Brand: Pfeleiderer Reflection value: 0,16 Matching Laser edge	8. Chestnut R38000 Structure: NW Brand: Pfeleiderer Reflection value: 0,13 Matching Laser edge





















Fenix NTM info

































1. Bianco Male 0029* Brand: Fenix NTM Matching Laser edge
2. Grigio Londra 0718* Brand: Fenix NTM Matching Laser edge
3. Nero Ingo 0720* Brand: Fenix NTM Matching Laser edge

*Also available in SCL
**No matching stain available.

BLENDER

CASALA 02/2021 V2

																																																															
blender I 8110	blender I 8120	blender I 8130	blender I 8140																																																												
 base Ø46CM	 base Ø60CM	 base 46 x 46 CM	 base 68 x 68 CM																																																												
<table border="1"> <tr> <th>shape</th> <th>height</th> <th></th> </tr> <tr> <td></td> <td>46/74</td> <td>Ø 50/60 / 70/80</td> </tr> <tr> <td></td> <td>90/110</td> <td>Ø 50/60 / 70/80</td> </tr> </table>	shape	height			46/74	Ø 50/60 / 70/80		90/110	Ø 50/60 / 70/80	<table border="1"> <tr> <th>shape</th> <th>height</th> <th></th> </tr> <tr> <td></td> <td>46</td> <td>Ø80/90/100</td> </tr> <tr> <td></td> <td>74</td> <td>Ø80/90/100 / 110/120/130</td> </tr> <tr> <td></td> <td>90</td> <td>Ø80 / 90</td> </tr> <tr> <td></td> <td>110</td> <td>Ø80 / 90</td> </tr> </table>	shape	height			46	Ø80/90/100		74	Ø80/90/100 / 110/120/130		90	Ø80 / 90		110	Ø80 / 90	<table border="1"> <tr> <th>shape</th> <th>height</th> <th></th> </tr> <tr> <td></td> <td>46/74</td> <td>60x60</td> </tr> <tr> <td></td> <td></td> <td>70x70</td> </tr> <tr> <td></td> <td></td> <td>80x80</td> </tr> <tr> <td></td> <td>90/110</td> <td>90x90</td> </tr> <tr> <td></td> <td></td> <td>60x60</td> </tr> <tr> <td></td> <td></td> <td>70x70</td> </tr> <tr> <td></td> <td></td> <td>80x80</td> </tr> </table>	shape	height			46/74	60x60			70x70			80x80		90/110	90x90			60x60			70x70			80x80	<table border="1"> <tr> <th>shape</th> <th>height</th> <th></th> </tr> <tr> <td></td> <td>46</td> <td>Ø 100/110/120</td> </tr> <tr> <td></td> <td>74</td> <td>Ø 90/100 / 110/120/130</td> </tr> <tr> <td></td> <td>90/110</td> <td>Ø 90/100</td> </tr> </table>	shape	height			46	Ø 100/110/120		74	Ø 90/100 / 110/120/130		90/110	Ø 90/100
shape	height																																																														
	46/74	Ø 50/60 / 70/80																																																													
	90/110	Ø 50/60 / 70/80																																																													
shape	height																																																														
	46	Ø80/90/100																																																													
	74	Ø80/90/100 / 110/120/130																																																													
	90	Ø80 / 90																																																													
	110	Ø80 / 90																																																													
shape	height																																																														
	46/74	60x60																																																													
		70x70																																																													
		80x80																																																													
	90/110	90x90																																																													
		60x60																																																													
		70x70																																																													
		80x80																																																													
shape	height																																																														
	46	Ø 100/110/120																																																													
	74	Ø 90/100 / 110/120/130																																																													
	90/110	Ø 90/100																																																													

																																																												
blender II 8210	blender II 8220	blender II 8230	blender II 8250																																																									
 base 2x Ø46CM	 base 2x Ø60CM	 base 2x 46 x 46 CM	 base 68 x 68 CM																																																									
<table border="1"> <tr> <th>shape</th> <th>height</th> <th></th> </tr> <tr> <td></td> <td>74</td> <td>120 x 60/70</td> </tr> <tr> <td></td> <td></td> <td>140 x 60/70</td> </tr> <tr> <td></td> <td>90/110</td> <td>140 x 70</td> </tr> </table>	shape	height			74	120 x 60/70			140 x 60/70		90/110	140 x 70	<table border="1"> <tr> <th>shape</th> <th>height</th> <th></th> </tr> <tr> <td></td> <td>74/90 /110</td> <td>160/180 x 80</td> </tr> <tr> <td></td> <td>74</td> <td>180 x 90/100</td> </tr> <tr> <td></td> <td></td> <td>200 x 80/90</td> </tr> <tr> <td></td> <td></td> <td>200 x 100</td> </tr> </table>	shape	height			74/90 /110	160/180 x 80		74	180 x 90/100			200 x 80/90			200 x 100	<table border="1"> <tr> <th>shape</th> <th>height</th> <th></th> </tr> <tr> <td></td> <td>74</td> <td>140 x 70/80</td> </tr> <tr> <td></td> <td></td> <td>160 x 70/80</td> </tr> <tr> <td></td> <td></td> <td>180 x 70/80</td> </tr> <tr> <td></td> <td>90/110</td> <td>160/180 x 80</td> </tr> </table>	shape	height			74	140 x 70/80			160 x 70/80			180 x 70/80		90/110	160/180 x 80	<table border="1"> <tr> <th>shape</th> <th>height</th> <th></th> </tr> <tr> <td></td> <td>74</td> <td>140 x 80</td> </tr> <tr> <td></td> <td></td> <td>160 x 80</td> </tr> <tr> <td></td> <td></td> <td>180 x 80</td> </tr> <tr> <td></td> <td>90/110</td> <td>160/180 x 80</td> </tr> </table>	shape	height			74	140 x 80			160 x 80			180 x 80		90/110	160/180 x 80
shape	height																																																											
	74	120 x 60/70																																																										
		140 x 60/70																																																										
	90/110	140 x 70																																																										
shape	height																																																											
	74/90 /110	160/180 x 80																																																										
	74	180 x 90/100																																																										
		200 x 80/90																																																										
		200 x 100																																																										
shape	height																																																											
	74	140 x 70/80																																																										
		160 x 70/80																																																										
		180 x 70/80																																																										
	90/110	160/180 x 80																																																										
shape	height																																																											
	74	140 x 80																																																										
		160 x 80																																																										
		180 x 80																																																										
	90/110	160/180 x 80																																																										
<table border="1"> <tr> <th>shape</th> <th>height</th> <th></th> </tr> <tr> <td></td> <td>74/90 /110</td> <td>170 x 85 x 65</td> </tr> </table>	shape	height			74/90 /110	170 x 85 x 65	<table border="1"> <tr> <th>shape</th> <th>height</th> <th></th> </tr> <tr> <td></td> <td>74/90 /110</td> <td>180 x 90 x 70</td> </tr> <tr> <td></td> <td>74/90 /110</td> <td>200 x 100 x 80</td> </tr> </table>	shape	height			74/90 /110	180 x 90 x 70		74/90 /110	200 x 100 x 80	<table border="1"> <tr> <th>shape</th> <th>height</th> <th></th> </tr> <tr> <td></td> <td>74/90 /110</td> <td>180 x 90 x 70</td> </tr> <tr> <td></td> <td>74/90 /110</td> <td>200 x 100 x 80</td> </tr> </table>	shape	height			74/90 /110	180 x 90 x 70		74/90 /110	200 x 100 x 80	<table border="1"> <tr> <th>shape</th> <th>height</th> <th></th> </tr> <tr> <td></td> <td>74/90 /110</td> <td>170 x 85 x 65</td> </tr> <tr> <td></td> <td>74/90 /110</td> <td>180 x 100 x 80</td> </tr> <tr> <td></td> <td>74/90 /110</td> <td>200 x 100 x 80</td> </tr> </table>	shape	height			74/90 /110	170 x 85 x 65		74/90 /110	180 x 100 x 80		74/90 /110	200 x 100 x 80																					
shape	height																																																											
	74/90 /110	170 x 85 x 65																																																										
shape	height																																																											
	74/90 /110	180 x 90 x 70																																																										
	74/90 /110	200 x 100 x 80																																																										
shape	height																																																											
	74/90 /110	180 x 90 x 70																																																										
	74/90 /110	200 x 100 x 80																																																										
shape	height																																																											
	74/90 /110	170 x 85 x 65																																																										
	74/90 /110	180 x 100 x 80																																																										
	74/90 /110	200 x 100 x 80																																																										

transport dolly (10 pieces)*



* transport dolly's project based / custom made

electrification (blender II)



SHOWROOMS

Casala Meubelen Nederland bv
 Rolweg 10
 4104 AV Culemborg
 The Netherlands
 +31 (0)345 51 73 88
 info@casala.com

Design Post Amsterdam
 Cruquiusweg 111m
 1019 AG Amsterdam
 The Netherlands
 +31 (0)20 463 39 80

Casala Objektmöbel GmbH
 Magirusstraße 16
 31867 Lauenau
 Germany
 +49 (0)5043 71 0
 casala@casala.com

Casala Ltd
 2 Sycamore Street
 Clerkenwell, EC1Y 0SF
 London
 United Kingdom
 +44 (0)20 3958 0058
 sales@casala.com

Casala S.à.r.l.
 54 rue du 19 Janvier
 92380 Garches
 France
 +33 (0)1 47 10 02 22
 contact@casala.com

www.casala.com

© Photography
 Alexander van Berge: 1, 4, 6, 9, 14
 Joep Swagemakers: 10, 11

© Casala Meubelen Nederland B.V.
 All copyrights and intellectual property rights in this publication are the property of Casala. No part of this item may be reproduced without the prior written permission of Casala. We respect the rights of third parties. If material has been produced without recognition, please inform us at marketing@casala.com.

The colours in this publication may differ to the original product. We recommend requesting a product sample. Sample service and further information:

www.casala.com/samples

casala®

