

BLENDER

DELPHIN DESIGN



casala®

DESIGN LINKED TO FUNCTIONALITY

Casala specialises in the production of stylish contract furniture that excels in both design and functionality. "Design linked to Functionality" is deeply rooted within our DNA and plays a major role in the design process. We work together with leading designers in our industry. More than hundred years of experience in furniture guarantees that Casala furniture offers a lot of comfort and ease of use in addition to high quality.

casala[®]

DELPHIN DESIGN

Delphin Design is founded in 1992 by Dirk Loff and Thomas Wagner. They studied industrial design at the Kunsthochschule Berlin-Weißensee. In their studios in Berlin and Köllmichen they develop products for the furniture industry, the sanitary sector as well as the household goods and electrical industries for companies and private individuals. The quality of their work, which has received many awards, is aimed at achieving optimum functionality, economical production and long-standing aesthetics.

**NL**

Delphin Design is in 1992 opgericht door Dirk Loff en Thomas Wagner. Zij studeerden industrieel ontwerp aan de Kunsthochschule Berlin-Weißensee. In hun studio's in Berlijn en Köllmichen ontwikkelen zij producten voor de meubelindustrie, de sanitairbranche en de huishoudelijke- en elektrotechnische industrie voor bedrijven en particulieren. De kwaliteit van hun werk, dat vele onderscheidingen heeft gekregen, is gericht op optimale functionaliteit, economische productie en duurzame esthetiek.

DE

Delphin Design wurde 1992 von Dirk Loff und Thomas Wagner gegründet. Sie studierten Industriedesign an der Kunst-hochschule Berlin-Weißensee. In ihren Studios in Berlin und Köllmichen entwickeln sie Produkte für die Möbelindustrie, den Sanitärbereich sowie die Haushaltswaren- und Elektroindustrie für Unternehmen und Privatpersonen. Die vielfach ausgezeichnete Qualität ihrer Arbeit orientiert sich an einer optimalen Funktionalität, einer wirtschaftlichen Herstellung und einer langlebigen Ästhetik.

FR

Delphin Design a été fondé en 1992 par Dirk Loff et Thomas Wagner. Ils ont étudié le design industriel à la Kunsthochschule Berlin-Weißensee. Dans leurs studios à Berlin et à Köllmichen, ils développent des produits pour l'industrie du meuble, le secteur sanitaire ainsi que le secteur domestique et électrique pour les entreprises et les particuliers. La qualité de leur travail, récompensée par de nombreux prix, est basée sur une fonctionnalité optimale et une esthétique durable.

BLENDER MODULAR TABLE

Blender is a unique, multi-purpose table that you can easily transform from a standing table to a conference or lounge table. All of this is achieved without tools! This is handy if it is necessary to change the setting from a reception to a dinner or a lounge situation in a relatively short time.

**NL**

Blender is een unieke multi-inzetbare tafel die je eenvoudig van staftafel naar vergader- of loungetafel transformeert. En dat alles zonder gereedschap! Handig als er in relatief korte tijd van receptie naar diner of lounge setting dient te worden omgeschakeld.

DE

Blender ist ein einzigartiger Mehrzweck-tisch, den Sie ganz einfach von einem Stehtisch in einen Konferenz- oder Loungetisch verwandeln können. Und das alles ganz ohne Werkzeug! Das ist praktisch, wenn Sie die Umgebung in kurzer Zeit von einem Empfang zu einem Abendessen oder zu einem Lounge-Bereich verändern möchten.

FR

Blender est une table polyvalente unique qui permet de transformer facilement un mange-debout en une table classique ou une table basse. Tout cela se fait sans outils ! Une solution vraiment pratique quand il est nécessaire de passer d'un agencement réception à un dîner assis ou à une ambiance lounge dans un délai court.

PRODUCTS

BLENDER I+II, AXA FOLDING CHAIR



PRODUCTS
BLENDER I, COBRA CHAIR, COBRA BARSTOOL

NL
Blender wordt eenvoudig opgesteld door de kolom in de voetplaat te bevestigen middels een draaibeweging. Vervolgens wordt het tafelblad onder een hoek op de kolom geplaatst, zo eenvoudig is het! De tafel wordt gefixeerd door het tafelblad horizontaal vast te klikken aan de kolom.

DE
Blender lässt sich leicht aufstellen, indem die Säule mit einer Drehbewegung an der Grundplatte befestigt wird. Die Tischplatte wird dann schräg auf die Säule aufgesetzt, so einfach ist das! Der Tisch wird fixiert, indem die Tischplatte waagrecht auf die Säule geklickt wird.

FR
Blender s'installe facilement en fixant la colonne à l'embase grâce à un mouvement de rotation. Le plateau peut ensuite être installé sur la colonne en position incliné. C'est aussi simple que cela ! Pour finir, il suffit de rabattre et clipser le plateau horizontalement sur la colonne.

BLENDER TWIST + CLICK



Blender is easily set up by attaching the column to the base plate using a twisting movement. The table top is then placed on the column at an angle, it's as simple as that! The table is fixed by clicking the tabletop horizontally onto the column.

BLENDER IS
CHANGED
EASILY FROM
A STANDING
TABLE TO
A CONFERENCE
TABLE
OR A LOUNGE
TABLE WITHOUT
THE USE OF
ANY TOOLS.



BLENDER

BLENDER




PRODUCTS
BLENDER I, AXA FOLDING CHAIR

DESIGN LINKED TO FUNCTIONALITY

DESIGN LINKED TO FUNCTIONALITY

BLENDER IS A UNIQUE TABLE WITH A WIDE CHOICE OF TABLETOPS, SHAPES, SIZES, FINISHES, BASES AND COLUMN HEIGHTS.





PRODUCTS
BLENDER II FIX, AXA FOLDING CHAIR

The Blender tabletop, column and base can be transported separately and stored compactly. Casala offers various customised solutions for this.




PRODUCTS
BLENDER I LOUNGE, CENTURO LOUNGE, KWART

FINISHES & OPTIONS


Blender modular table is available in several sizes, materials and finishes with round or square legs.

chrome & powder coatings


silk gloss coating



Light grey **SG11**



Aluminium Grey **SG12**



Black **SG15**



Traffic white **SG16**



Tenor grey **SG17**



Traffic grey **SG20**



Silver grey **SG21**



Atomium grey **SG23**

soft touch coating



Black soft touch **SFT01**




White soft touch **SFT02**

fine texture coating



Black **FT11**




White **FT12**




Olive green **FT16**



Sharkskin grey **FT17**



Soft ivory **FT18**




Midnight blue **FT19**




Dusty grey **FT20**



Pebble grey **FT21**



Pine green **FT22**



Soft pink **FT23**



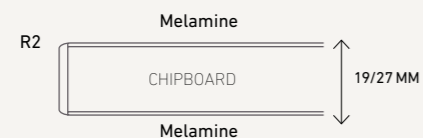
Saddle brown **FT28**



Mud grey **FT29**

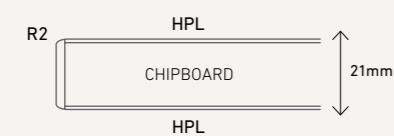
table tops & edges

Edge C



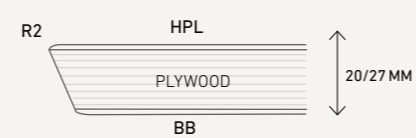
Tabletop: 18 mm chipboard
Finish: 0,4 mm melamine in standard colours
Edge: 2 mm ABS in standard colours or in plywood look

Edge C



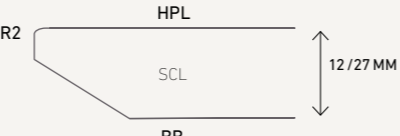
Tabletop: 22 mm chipboard
Finish: 0,9 mm HPL on both sides in standard colours
Edge: 2 mm ABS in standard colours or in plywood look

Edge F



Tabletop: 18 / 25 mm plywood
Finish: 0,9 mm HPL in standard colours
Edge: plywood bevel shaped

Edge H



Tabletop: 25 mm MDF
Finish: 0,9 mm HPL in standard colours
Edge: 2 mm ABS in standard colours or in plywood look

table top finishes

Melamine & HPL



1. White **U11026**



2. Light grey **U12188**



3. Platinum Grey **U12115**



4. Anthracite **U12290**



5. Talinn Beech **R24053**



6. Lindberg Oak **R20021**



7. Salisbury Elm grey **R37017**



8. Chestnut **R38000**




9. Madison Walnut **R30011**



10. Dark Mountain Oak **R20065**

Fenix NTM



1. Bianco Male **0029**



2. Grigio Londra **0718**



3. Nero Ingo **0720**

Linked table tops in configurations are not supplied with a continuous decor as standard. Continuous decor is possible, price on request.

Melamine & HPL info

1 **White U11026***
Structure: VV
Brand: Pfeleiderer
Reflection value: 0,88
Matching Laser edge

2 **Light grey U12188***
Structure: SD
Brand: Pfeleiderer
Reflection value: 0,28
Matching Laser edge

3 **Platinum Grey U12115***
Structure: SD
Brand: Pfeleiderer
Reflection value: 0,28
Matching Laser edge

4 **Anthracite U12290***
Structure: SD
Brand: Pfeleiderer
Reflection value: 0,16
Matching Laser edge

5 **Talinn Beech R24053***
Structure: NW
Brand: Pfeleiderer
Reflection value: 0,59
Matching Laser edge

6 **Lindberg Oak* R20021****
Structure: NW
Brand: Pfeleiderer
Reflection value: 0,45
Matching Laser edge

7 **Salisbury Elm grey R37017**
Structure: NW
Brand: Pfeleiderer
Reflection value: 0,19
Matching Laser edge

8 **Chestnut R38000**
Structure: NW
Brand: Pfeleiderer
Reflection value: 0,13
Matching Laser edge

9 **Madison Walnut R30011**
Structure: NW
Brand: Pfeleiderer
Reflection value: 0,16
Matching Laser edge

10 **Dark Mountain Oak R20065****
Structure: NW
Brand: Pfeleiderer
Reflection value: 0,1
Matching Laser edge

Fenix NTM info

1 **Bianco Male 0029***
Brand: Fenix NTM
Matching Laser edge




2 **Grigio Londra 0718***
Brand: Fenix NTM
Matching Laser edge





3 **Nero Ingo 0720***
Brand: Fenix NTM
Matching Laser edge

* Also available in SCL
** No matching stain available

BLENDER

CASALA 05/2024

			
Blender I / Blender I Fix	Blender I / Blender I Fix	Blender I / Blender I Fix	Blender I / Blender I Fix
<p>Base: ø46cm Table top: round H74 x 60/70/80 H110 x 60/70/80 H46 x 60/70/80</p>	<p>Base: ø60cm Table top: round H74 x 80/90/100 H110 x 80/90 H46 x 80/90/100</p>	<p>Base: 46 x 46cm Table top: square / squircle H74 x 60 x 60 / 70 x 70 / 80 x 80 H110 x 60 x 60 / 70 x 70 / 80 x 80 H46 x 60 x 60 / 70 x 70 / 80 x 80</p>	<p>Base: cross base 68 x 68cm Table top: round H74 x 80/90 H110 x 80/90/100 H46 x 80/90</p> <p>Table top: square / squircle H74 x 80 x 80 H110 x 80 x 80 / 90 x 90* H46 x 80 x 80</p> <p><i>* Only square table top</i></p>

			
Blender II Fix	Blender II Fix	Blender II Fix	Blender II Fix
<p>Base: ø46cm Table top: rectangle H74 x 120 / 140 x 60/70 H110 x 140 x 70 H90 x 140 x 70</p> <p>Table top: rounded rectangle H74 x 170 x 85-65 H110 x 170 x 85-65 H90 x 170 x 85-65</p>	<p>Base: ø60cm Table top: rectangle H74 x 160 x 80 / 180 x 80/90/100 H110 x 160/180 x 80 H90 x 180 x 80</p> <p>Table top: rounded rectangle H74 x 180 x 90-70 / 200 x 100-80 H110 x 180 x 90-70 / 200 x 100-80 H90 x 180 x 90-70 / 200 x 100-80</p>	<p>Base: 46 x 46cm Table top: rectangle H74 x 140 x 70/80 / 160 x 70/80 / 180 x 70/80 H110 x 160/180 x 80 H90 x 160/180 x 80</p> <p>Table top: rounded rectangle H74 x 180 x 90-70 / 200 x 100-80 H110 x 180 x 90-70 / 200 x 100-80 H90 x 180 x 90-70 / 200 x 100-80</p>	<p>Base: 2x T-leg 68 Table top: rectangle H74 x 140/160/180/200 x 80 H110 x 160/180 x 80 H90 x 160/180 x 80</p> <p>Table top: rounded rectangle H74 x 170 x 85-65 / 180 x 100-80 / 200 x 100/80 H110 x 170 x 85-65 / 180 x 100-80 / 200 x 100/80 H90 x 170 x 85-65 / 180 x 100-80 / 200 x 100/80</p>

transport dolly (10 pieces) 9908/30



electrification (Blender II Fix)



SHOWROOMS

Casala Meubelen Nederland bv
 Rolweg 10
 4104 AV Culemborg
 The Netherlands
 +31 (0)345 51 73 88
 info@casala.com

Design Post Amsterdam
 Cruquiusweg 111m
 1019 AG Amsterdam
 The Netherlands
 +31 (0)20 463 39 80

Casala Objektmöbel GmbH
 Magirusstraße 16
 31867 Lauenau
 Germany
 +49 (0)5043 71 0
 casala@casala.com

Casala Ltd
 2 Sycamore Street
 Clerkenwell, EC1Y 0SF
 London
 United Kingdom
 +44 (0)20 3958 0058
 sales@casala.com

Casala S.à.r.l.
 54 rue du 19 Janvier
 92380 Garches
 France
 +33 (0)1 47 10 02 22
 contact@casala.com

www.casala.com

© Photography
 Alexander van Berge: 1, 4, 6, 9, 14
 Joep Swagemakers: 10, 11

© Casala Meubelen Nederland B.V.
 All copyrights and intellectual property rights in this publication are the property of Casala. No part of this item may be reproduced without the prior written permission of Casala. We respect the rights of third parties. If material has been produced without recognition, please inform us at marketing@casala.com.

The colours in this publication may differ to the original product. We recommend requesting a product sample. Sample service and further information:

www.casala.com/samples

casala®

DESIGN LINKED TO FUNCTIONALITY

